

Breathtaking Pla(y)ces

Projects in Collaboration with
Landscape Architects



Berliner Seilfabrik Play Equipment Corporation

This slogan means a lot to us! It defines how we work and construct playgrounds. In over 50 years that we have been dealing with playground equipment, we have built up an extensive product range with creative ideas and industry expertise at our headquarters in Berlin. We can offer a distinctive design for any outdoor or indoor play area. Thanks to the sturdy construction, the extraordinary durability is standard for us. That is why we provide a guarantee for our products for a period of up to 15 years.



Legend

Details from Berliner:

- Location
- Overall Playground Size
- Berliner Product Groups
- Client
- Agency / Architect
- Planning Phase
- Construction Phase

Details from the Landscape Architects:

- Tags
- Architect’s Favorite
- About the Office
- Website



Berliner Seilfabrik
Play Equipment Corporation
96 Brookfield Oaks Drive
Suite 140
Greenville, SC 29607

T + 1 864 627 1092
F + 1 864 627 1178

info@berliner-playequipment.com
www.berliner-playequipment.com

The Making of Great Playgrounds



Meghan Talarowski, PLA, ASLA
Founder and Executive Director,
Studio Ludo

Meghan Talarowski has degrees in architecture and landscape architecture, is a certified playground safety inspector, and a licensed landscape architect. Her research focuses on how the design of play environments impacts physical health and social behavior, and has been presented at conferences worldwide. She has designed over 30 play environments across the US and has provided play design, safety, and risk guidance for over 40 play installations and children’s museums across the country and world.

Preface by Meghan Talarowski

Play is a primary way that humans learn and connect. Play builds grit, prevents burnout, ignites joy through movement, and helps us to become better people together. Play is cross-generational and tolerance building, helping us to live in community with each other. And while play can happen anywhere, in your home, in your garden, or on your street, our work is focused on public play spaces, which we feel are essential building blocks of a thriving society.

We believe that everyone deserves a great place to play, but often ask ourselves what makes a great place to play? Answering this question has been our mission since 2008, encouraging us to observe play behavior in play spaces around the world. To date, we have collected data on over 60,000 people in 100 different play environments. Our most significant finding? Half of playground users are not children, but teens, adults, and seniors. Just because we grow up, doesn’t mean we don’t still want to play!

Our studies have shown that playgrounds serve more people of all ages, abilities, genders, and demographics than any other public space amenity, making play one of the best investments we can make in community health. Play gets people to move more, connect more, and spend more time outdoors, supporting a lifetime of health and happiness.

This is why we love working with Berliner. Their motto, “Play Equipment for Life”, speaks to what we have seen in our studies. Play does not stop once we leave childhood, it just evolves. Berliner designs for people of all ages and abilities to feel invited and included, to laugh together, to connect with one another, and to rediscover their inner child through the joy of play.

Our study playgrounds were intentionally selected to include a variety of play designers and manufacturers, but Berliner playgrounds consistently rose to the top. The open ended, larger scaled, risky nature of net climbers are an open invitation, regardless of age or ability level. They offer play that is freely chosen, that include physical and mental challenges, and plenty of opportunities to perch, and lounge, and socialize with friends.

We appreciate the attention to detail that makes Berliner some of the longest lasting play structures in our studies as well. We observed in playgrounds that were 5–15 years old (once one that was over 40), and found that their steel core ropes, unique tensioning system, and quality attachments can be well loved by kids (and grownups) and continue to support play for years without fail.

Berliner is also up for a design challenge! “Custom is Standard” is not just a motto, but an invitation to think big and bold. We bring them wild ideas, like 30-foot-tall birdhouses with real trees inside and the largest swingset in North America, and they execute with thoughtful elegance, high craft, and superior engineering.

Our playground designs are based on our research into what makes a great playground. And one of the things that makes a great playground is Berliner.

Thank you!

Every project, every playground – every “learning room” is something special for us! We try to create places where children enjoy moving, discovering things, taking “calculable risks” – and thus learning. Playgrounds should provide the possibility to develop on a physical and social level. The cooperation with architects and landscape architects is of great importance for us as a manufacturer. We benefit from creative exchange – something unique arises. At the same time, our potential to find and implement custom-made solutions is fully exploited.

Berliner Seilfabrik,
February 2024



Hallandale Beach, Florida

Peter Bluesten Park

This custom-made Shout structure underlines the fluidity of an inclusive park. Taking the colors of the city's crest and using those as the inspiration behind their own rendition of an area that would anchor the community, creating a way to make it accessible to everyone.

Climbing ropes and rope ladders offer alternative access points for children of different abilities and provide further challenges. The VIP Swing rounds off the fun! Here you have to set the pendulum swing in motion together and find the same rhythm. With its low height, the Cup Swing offers good access for small children or people with physical impairments. Have a good time in the hammocks or play a round of Tic Tac Toe!

-  501 SE 1st Ave, Hallandale Beach, FL 33009
-  10,890 sf
-  Twist & Shout, HodgePodge
-  City of Hallandale Beach
-  Craven Thompson
-  2016|01–2017|09
-  2017|09–2019|09



Architect's Commentary



Landscape Architect
Doug Schultz

“The City Of Hallendale Beach is a melting pot of different cultures and they celebrate that diversity with their colorful city logo. We used the fun and colorful nature of their logo to inspire the colorful and whimsical nature of the park. The existing Peter Bluesten Park was a simple space with a couple ballfields. The city envisioned a park that would anchor the center of the community and provide experiences for a variety of users, ages and abilities. The client let us have fun with the playground design, paving materials and some of the facilities on the site like the inclusive basketball experience. We designed the playground to be boundless and ADA accessible.”

- # **Helix, Fluid, Engaging**
- ♥ **The undulating net provides for a vast variety of play and exercise experiences. The design of the structure reads as though the net goes underground and re-emerges further down the park likely leads to some really imaginative play scenarios for the kids using the space.**
- i **We strive to provide quality design that functions well but also has interesting form and materiality. Our goal is to provide our clients with top rate service, product and responsiveness; and to help create projects and spaces that will bring enjoyment and functionality to the end users.**
- 🌐 **www.craventhompson.com**



Carmel, Indiana

West Park

Designed with the idea of local ecosystems in mind, West Park creates a fluidity of not only going through the environment, but also going through life. Starting down in the “grass” with the Modified Combi.061 and Cup Swing until you’re ready to head for the sky and climb to the top of the Modified Tritopia. Letting your wings out and fly.

- 2700 W 116th St, Carmel, IN 46032**
- 6,740 sf**
- Greenville, HodgePodge, Terranos & Terranova, Spooky Rookies, Custom-made**
- Carmel Clay Parks and Recreation and Clay Township**
- Smith Group**
- 2019|12–2020|05**
- 2021|08–2023|10**



Architect’s Commentary



Landscape Architect
Gregg Calpino

A sinuous, story-telling path weaves through a journey of different ecosystems, from the ‘lowlands’ of Grasshopper Plaza along the ‘Ravine’ spray area to the ‘Headlands’ climbing tower and forest. Innovative play experiences include a “grassland” of climbing posts that give kids the perspective of an insect. The design process engaged area school children at multiple stages, making this a design that is heavily influenced by its future user. The combination of landforms, water play, hillside slides and scrambles, and goals of universal accessibility and inclusion made the project technically challenging and rewarding upon its completion.

- Inclusive, Integrated, Exhilarating**
- The upper tower and hill slide**
- Our brand promise is Design a Better Future. We believe in creating a design culture grounded in empathy, dignity, and excellence. Our uniting passion for design excellence drives us to solve complex, meaningful problems for our clients.**
- www.smithgroup.com**

Philadelphia, Pennsylvania

FDR – Anna C. Verna Playground



As a bird habitat and known wetland area for birds to migrate to, Anna C. Verna's custom three bird house towers just made sense. Wrapping around the park's natural foliage and bringing a new meaning to climbing trees. In the towers, net paths spiral upwards around a tree trunk. A net tunnel connects the two birdhouses and provides even more fun. The Megaswing, North America's largest swing set, offering 20 swing bays, allows users to soar like a bird. Making it accessible for everyone in the family.








-  1500 Pattison Avenue &, S Broad St, Philadelphia, PA 19145
-  2 acres
-  Custom-made
-  Fairmount Parks Conservancy and Philadelphia Parks and Recreation
-  Studio Ludo, WRT
-  2021|05–2022|05
-  2022|10–2023|10

Photo: © Sarah Coston-Hardy



Photos: © Sarah Coston-Hardy



Architect's Commentary



Professional Landscape Architect, ASLA

Meghan Talarowski

- # **One of a kind, Nature, Play for all ages**
- ♥ **The Megaswing is my favorite! I love the diversity of swing options, from the scales swings where I can push my kids to great heights, to the basket swings, where we can relax together and watch the birds flocking to the lagoon. It's a really peaceful part of the playground, even when filled with the laughter of families.**
- i **Studio Ludo is a 501c3 non-profit whose mission is building better play through research, design, and advocacy. Since 2015, we have studied more than 60,000 people in 100 playgrounds in the US and UK, and this data informs all of our design work.**
- 🌐 **www.studioludo.org**








The idea for the playground was to provide opportunities for people of all ages and abilities to climb the trees, inside giant towers that mimic the shape of Victorian birdcages. The heights of the towers provide a great lookout over the lagoons and get people into the tree canopy, providing connections to nature in an entirely new way. All of the mature trees were saved as part of the project and provide a gorgeous backdrop to the 30-foot towers and massive slides. The Megaswing was envisioned as a common ground for these diverse communities to connect, laugh, and play together. With room for up to 30 people to swing at a time, and with a central core of seating, picnic lawn, and shade trees, the Megaswing has already become a beloved destination for Philadelphia families.

Apex, North Carolina

Pleasant Park



This Wizard of Oz-inspired playscape has everything to keep kids on the move. Climb up the 32-foot custom Triitopia and then fly down the Plastic Tube Slide. The Triitopia symbolizes the houses that are whirled around by the tornado that brings Dorothy to Oz. Enter the blue Munchkin Houses and join Dorothy and friends as they venture to find the Emerald City. This unique park will continue to keep fairytales alive for many years to come.

-  **3400 Pleasant Plns Rd, Apex, NC 27502**
-  **4,800 sf**
-  **Greenville, Custom-made, Terranos & Terranova**
-  **The Town of Apex**
-  **WithersRavenel**
-  **2018|03–2020|02**
-  **2021|10–2023|11**

Architect’s Commentary



-  **Excitement, Grand, Fulfilling**
-  **My favorite space is the Kingdom in the Clouds village. This is the largest “village” in the Enchanted Forest that houses the Berliner Triitopia, complete with a 35-foot-tall slide.**
-  **We design the places and supporting infrastructure to enhance people’s health, happiness, and well-being. By matching our clients’ vision with multi-disciplinary expertise and a deep well of experience, we help safeguard natural resources, deliver critical utilities, create attractive spaces for recreation and commerce, and drive economic development through planned land use.**
-  **www.withersravenel.com**

“The original idea behind the design of the Enchanted Forest (of Pleasant Park) was to provide a series of ‘themed villages’ that were inspired by beloved fairy tales, fables, and popular folklore. From day one, this inclusive playground was meant to spark imagination and joy in kids of all ages and all abilities. One of the challenges was finding specific play structures to align with the various design themes and the result was working with at least seven different playground vendors (and four different installers) to get all the pieces we needed to align with our stories.”





Cologne, Germany

Rathenauplatz

This customized playscape is a real eye-catcher thanks to its generous and organic shape. The surface net of the Shout structure, children and young people can climb around and hang out. The playscape is connected to a DNA Tower XL.04, which can be climbed up to a height of over 26 feet. On the third of four floors, a slide leads back down again.

 **Rathenauplatz,**
50674 Cologne, Germany

 **33,487 sf**

 **Univers, Twist & Shout,**
CombiNation

 **City of Cologne, Office for**
Children, Youth and Family –
Children's Interests

 **Kronenberg**
Landschaftsarchitektur

 **2019|05–2019|12**

 **2020|03–2020|11**



Architect's Commentary



Landscape Architect
Rainer Kronenberg

- # diverse, spectacular, fun to play
- ♥ The Berliner rope and the play area on the north side
- i Garden and landscape architecture with its holistic approach, its multifaceted fields of work, the range and possibilities for realisation is still the source of the fun and fascination of my work.
- 🌐 www.kronenberg.de








“Rathenauplatz is a central neighbourhood square with a total area of 32,291 square yard. It is the green district center for play, recreation and social interaction. The play areas were contaminated with heavy metals and had to be closed to children. The square therefore needed to be renovated and modernized at short notice. Through a participation process coordinated by the City of Cologne, children, residents and users jointly developed proposals and solutions for the many different requirements. The result of the participation was the desire for division of the play areas into a southern section for small children/families and a northern part for ‘older’ children with a diverse, new and attractive range of activities. The whole design was woven together to create an object planning that combines fun, function and aesthetics.”



Orange City, Iowa

Puddle Jumper Park

In the Northwest of Iowa, in the small town of Orange City, there is a new park called Puddle Jumper Park. It is meant to allow children of all abilities to play the way that they can. From a zero-entry merry-go-round to a bouncer that allows users with gate-trainers and wheelchairs to be able to join in the fun! Highlight of this playground is the Trii house combination with a Plastic Tube Slide and attached low rope course elements, including a hammock to relax.

-  101 2nd St NE, Orange City, IA 51041
-  7,000 sf
-  CombiNation, Greenville, HodgePodge, Terranos & Terranova
-  City of Orange City
-  Beck Engineering, Inc.
-  2021|11–2022|07
-  2023|04–2023|07







Architect's Commentary



Professional Landscape Architect
Mike Cedar

“The playground was meant to serve a rapidly growing part of Orange City, IA – one filled with young families, adjacent to the regional ‘Puddle Jumper’ trail and new elementary school. The goal of the project was to create a nature-themed destination playground, with unique elements not found in the City’s other parks or in nearby towns. Uniqueness and inclusivity were priorities, the project included a small splash pad and parking facilities, meant to be the first of several amenities in this developing public park space.”

-  **Inclusivity, Uniqueness, Variety**
-  **I love the Trii and Terranos play structure, especially the rope tunnel connecting our two Trii towers. It’s amazing to watch how kids approach the challenge of the Terranos rope sections.**
-  **Beck Engineering is a civil engineering, surveying, landscape architecture and architecture firm in NW Iowa. We serve small communities by building relationships with our clients and partners to improve our communities and create opportunities.**
-  **www.beck-engineering.net**



Renton, Washington

Sunset Neighborhood Park



At the south end of Lake Washington, the largest lake in King County, and only 10 miles from downtown Seattle lies the beautiful Sunset Neighborhood Park, a vibrant community space that has become a destination for local Renton, Washington, residents and beyond. The over 7,000 feet play area provides the Neptun XXL, reaching almost 30 feet into the air. After climbing in the dizzying heights, you can whizz down the Fast Lane Slide. The only thing better than one DNA Tower is two DNA Towers, bridged together for a one-of-a-kind play experience.

 2680 Sunset Ln NE, Renton, WA 98056

 7,460 sf

 Univers, HodgePodge

 City of Renton

 HBB (Seattle)

 2013|06–2014|12

 2019|11–2021|03



Architect's Commentary



ASLA, CPD Principal
Dean W. Koonts


The 3.7-acre park is surrounded by several blocks of residential housing, including the Renton Housing Authority's multi-family housing, ensuring diverse housing types for a mix of income levels. A King County Regional Library is located directly adjacent to the park, and within walking distance there are Bus Rapid Ride stations, three K-12 schools, and retail/grocery services, making the park and playground a key civic and recreational component for children and families in the community. The playground design focused on active climbing as a centerpiece featuring the 32-foot-high Neptun XXL connected via a net-tunnel bridge to two DNA Towers.

Active, Cheerful, Challenging

♥ The Neptun XXL net climber pyramid is the “show-stopper” of the playground and a huge favorite. It is covered with children weaving through the web-like nets and challenging themselves with different imaginative games and cries of excitement.

i Centered on community-based design, HBB provides landscape architecture for public projects in Washington State. Integrating social responsibility, our public infrastructure projects contribute sustainable solutions for a growing and diverse region.

 www.hbbseattle.com





Chicago, Illinois

Prairie District Park

This urban playground in Chicago's Prairie District Park encompasses the tree house Trii3 that is connected to a Peak (Greenville) via a low-rope-course from Terranos & Terranova. The play area is rounded off by a combination of two playhouses for the youngest (Spooky Rookies), a carousel, and a nest swing (HodgePodge).

 **2051 S Prairie Ave., Chicago, IL 60616**

 **CombiNation, Greenville, Terranos & Terranova, Spooky Rookies**

 **MPEA (Metropolitan Pier and Exposition Authority)**

 **site design group, ltd.; Masterplan: TGDA (Terry Guen Design Associates)**

 **2015|04–2016|09**

 **2016|09–2017|07**

Photo: © Scott Shigley Photography



Architect's Commentary

- # Treehouse, Nature inspired, Elevated (on Stilts)
- ♥ Greenville
- www.tgda.net
www.site-design.com



Design Principal
Hana Ishikawa

Surrounded by native plants, locally-sourced limestone outcropping boulders, and nature-inspired play pieces, the playground aimed to create an urban treehouse aesthetic, inspired by Swiss Family Robinson.










Photos: © Scott Shigley Photography



South Ogden, Utah

Burch Creek

Along a sloping hill, users can tackle the towers either by the sturdy Rung Bridge or Rubber Bridge that connects all the way down to the bottom of the hill. The slope allows for a dynamic design and makes for a fun and new way to climb to the top. When users want to make a quick exit, take a ride down the Stainless Steel Tube Slide! The path offers many options to hang out and enjoy the view: Climb up the Wasp's Nest in Tower1 or the plate-shaped nets up the Tower6. Lay down on the angled reclining surface 13 feet above ground level and just relax.

-  **4300 Madison Ave, Ogden, UT 84403**
-  **4,360 sf**
-  **Greenville**
-  **South Ogden City**
-  **Landmark Design**
-  **2018|06–2019|05**
-  **2019|06–2021|04**



Architect's Commentary



Professional Landscape Architect, ASLA

Sam Taylor

Burch Creek Park was born out of a vision from South Ogden City leadership to enrich their community with new park development after decades of little investment. Through cooperative partnerships with the local school district and other government agencies, a former school site was acquired to become a new 14-acre park for the neighborhood. When Landmark Design was engaged to design the park, the enormous hill on a compact site offered both a challenge for integrating certain park elements, as well as opportunities for sweeping vistas of the valley and the potential for unique play features.

Adventurous, Whimsical, Unique

I love the experience of moving up and down the hill from tower to tower without touching the ground. And the epic stainless steel slide exceeds anything I ever had as a kid!

We are a group of leaders, creative thinkers, and advocates for the sustainable and equitable transformation of our built environment. As landscape architects and planners, we are experts at organizing meaningful dialogue between people and communities, and we use the power of design to create impactful solutions that connect us to each other.








www.lidi-ut.com

Houston, Texas

Camp Flewellen



Nestled in a quaint community on the outskirts of Houston, there is a diverse playground with the opportunity to overcome any obstacle. Ascend up access nets to the two Trii houses and then slide down through the Tube Slide. After conquering the Air Walk take on a mini obstacle with the Mini Mars. After one last round of Tic Tac Toe, take a nice relaxing nap in one of the Hammocks or hang out on the Quad Net.

-  **4623 Morgans Spur Dr, Fulshear, TX 77441**
-  **7,080 sf**
-  **CombiNation, Greenville, Univers, Terranos & Terranova, HodgePodge**
-  **Johnson Development Corporation – Cross Creek Ranch Community**
-  **swa group**
-  **2022|01–2022|07**
-  **2022|05–2022|06**



Architect's Commentary



- # Signature, Imaginative, Green
- ♥ The treehouse tower component of the playground is our favorite.
- i At SWA, we strive to improve, adapt, and enrich built environments and, consequently, improve lives. Our commitment is resolute: to transform community spaces into vibrant, inclusive, and sustainable playgrounds that prioritize equity, community engagement, and environmental sensitivity.
- 🌐 www.swagroup.com

“Camp Flewellen is a recreation center nestled along the 2.3-mile Flewellen Creek restoration corridor of Cross Creek Ranch in Fulshear, Texas. This creek corridor has been restored from its previously channelized state and is now a premier example of ecological and habitat restoration in the greater Houston area. The playground design takes inspiration from the natural elements of the site. The incorporation of the signature Berliner piece, along with fun climber features and ropes course, not only aligns with the camp and outdoorsy ambiance but also reflects the organic character of the creek and its surroundings. The design doesn’t just coexist with nature; it actively engages with it, creating a distinctive and enjoyable space for individuals of all ages to play and have fun.”












Acton, Massachusetts

Douglas and Gates





This Neptun is over 18 feet high and offers enough space for many children to climb at the same time. The tunnel slide gets you going: Once you reach the bottom, you can get right back to climbing. As a reward, the view from the top awaits. Other play points such as a Double Cloud 9 swing or a seesaw round off the playground.

-  75 Spruce St, Acton, MA 01720
-  approx. 15,000 sf
-  Univers, HodgePodge
-  Arrowstreet and The Acton-Boxborough Regional School District
-  Terraink
-  2021|03–2022|06
-  2022|07–2023|02

Architect’s Commentary



Landscape Architect
Mariana Mariscal

-  **Flow, Dynamic, Connections**
-  The Springs play area, because of the relationship to the Story of Water, the degree and quality of the play value – the range of possibilities and diverse options for the students.
-  Founded by Jade Cummings & Kellie Connelly, two educators in landscape architecture, Terraink is an award-winning landscape architecture firm deeply committed to professional practice, responsive design, and the ongoing mentorship of its employees. We have come together to create a culture whereby we can merge our passion for our ever-evolving communities, equity, and creativity with our desire to enjoy the design process with our clients and team.
-  www.terraink.com

“This ‘Story of Water’ from rain to land to wetlands is carried through the design approach and elements that propose low maintenance, drought tolerance, and sustainable planting to bioswales that clean and harvest this rainfall before it reaches the wetlands. Consistent with the school philosophy and architecture, the playgrounds were divided into smaller breakout outdoor playrooms: ‘the Puddles, for Pre-K to K, the Springs, for 1–3rd graders and the Rivers, for 3–5th graders’. This idea was conceived by Jade Cummings from Terraink and executed by Mariana Mariscal, who was, at that time, a Landscape Associate at Terraink. The three playgrounds provide a wide range of motion and activities, with varying degrees of motion. There are mounds and tunnels and exciting climbing structures.”






Munich, Germany

Am Flaucher

This large playscape offers children enough space to run around for hours. Various climbing ropes and elements invite children to dangle, climb and explore. An elaborate maze of rope cascades into two towers that entice the climber to climb up and go down one of the two slides. The colors of the Terranos posts are in earthy tones, which makes the installation blend well into the area surrounded by trees.

 **Flaucher, Isarauen,**
81379 Munich, Germany

 **27,770 sf**

 **CombiNation, Custom-made,**
Terranos & Terranova,
HodgePodge, Greenville

 **City of Munich, Building**
Department Garden design

 **Kattinger+Kattinger**
Landschaftsarchitekten

 **2018–2020**

 **2021|05–2021|11**



Architect's Commentary



- # All around and criss-crossing, Tiny to huge, Bright yellow to dark brown
- ♥ The “silk weave”: from the circular path it always presents itself in a new light and with new challenges.
- i Playing is risk and big challenges allow you to learn and grow. We design and develop play landscapes, everyday spaces and meeting places in an urban context as well as in rural areas. With an eye on the location, its history and the users we plan and realize identity-creating open spaces that respond to specific requirements and allow for individual appropriation.

“The concept of the playground is based on an aspect of the town's history: the attempt to produce its own silk. The ground forms creases like a silk scarf and forms a play topography with small-scale subdivisions. The design is based on the different stages of development of the silkworm. The ‘finest silk’ leads visitors to towering cocoons, from which tube slides like stretching caterpillars lead back to the ground. Climbing and hanging ropes promote fitness and offer plenty of challenges. On swings and bouncers the butterflies’ first attempts at flying can be recreated.


”



Beltsville, Maryland

Calverton Park

Being built during times of Covid, Calverton Park had a few hiccups in its developing phases. Trying to give it a Marvel Universe feel of an action-packed playground with a multitude of colors and a way to fight crime in the belly of the park. Using the Wasp's Nest.110, a cool place to hang out, that is connected to the Cosmo spatial net structure, as a spaceship or making the Boo.02 the superheroes home base. The Galaxy is safe with the thoughts and ideas of all who play here. The Geodome is a special play structure. It can be climbed from both the outside and the inside and offers various add-on elements inside that increase the climbing fun or provide space to relax.

-  **3203 Fullerton St, Beltsville, MD 20705**
-  **approx. 8,500sf**
-  **Univers, Twist & Shout, Geos, HodgePodge, Greenville**
-  **The Maryland-National Capital Park And Planning Commission**
-  **M-NCPPC**
-  **2018|01–2018|07**
-  **2020|06–2021|04**



Architect's Commentary



Landscape Architect
Francis Kang

- # Fun, Flow, Energy
- ♥ My favorite part is the Geodome.
- i The M-NCPPC stands for “The Maryland-National Capital Park and Planning Commission”. The name of my division is called “Capital Planning and Development Division”. We have architects, landscape architects, construction managers, and engineers to handle various construction projects related to parks, ranging from playground renovations to community centers.
- 🌐 www.mncppc.org

“The playground was designed for the Prince George’s County residents and the elementary school students nearby to embrace the park-school concept. The original idea for the design was from the Marvel Universe, that’s why we picked quite a few sphere-shaped structures with surfacing graphics to reinforce the idea. However, Covid hit, and many surfacing colors were not available. Unfortunately, we had to change the graphic design to meet the supply.”



Mountain View, California

Pyramid Park

A park made and created by the neighborhood in a circular fashion, this park coordinates the color pattern not only in the surfacing but also the equipment. With a bright cheery yellow decorating the park with the Jupiter Combi that allows users to climb and relax in the Trii house. The Spoo M playhouse connected to the Mini Mars offers climbing fun or a retreat for the smaller kids as well. A swing and the two rotating elements Picadilly Circle and O'Tannebaum round off the playground.








-  **3930 Pyramid Wy, Mountain View, CA 94043**
-  **5,000 sf**
-  **CombiNation, Univers, Greenville, HodgePodge, Spooky Rookies**
-  **City of Mountain View, Department of Public Works**
-  **Harris Design**
-  **2018|11–2021|04**
-  **2021|08–2022|10**

Photo: © Specified Play Equipment Co.



Architect's Commentary



Landscape Architect
Bill Harris

Pyramid Park was designed by the neighborhood, for the neighborhood. Although this park was originally programmed for active sports fields, residents made clear their preference for a more passive, neighborhood-scale park in a series of community workshops held early in the process. The play area, featuring exclusively Berliner equipment, activates the heart of the park. The grand circular space is reinforced by dramatic metal shade structures (also designed by Harris Design) that encircle and define the area. This multi-generational gathering space features additional amenities, including shaded seating areas, picnic areas, public art, pathways, and an outdoor exercise area.

- # **Color-coordinated, Park centerpiece, beautifully-designed and detailed**
- ♥ **Tunnel Tops**
- i **Creating connections between people, the environment, and the community**
- 🌐 **www.hd-la.com**




Photos: © Specified Play Equipment Co.





Berlin, Germany


Landsberger Allee


This playground entails a 20-foot-high rope play house (Custom-made), as well as three-dimensional playground equipment (Jupiter), whose external frame resembles that of an octahedron. Based on the modular system of the Berliner Seilfabrik, the two high playing constructions could be connected with numerous different Terranos low rope course elements, thereby forming a closed climbing landscape of almost 200 feet to play on!


- 

Landsberger Allee, Berlin, Germany
- 

Univers, Terranos & Terranova, Greenville, Custom-made, CombiNation
- 

WGLi Wohnungsgenossenschaft Lichtenberg eG
- 


Dipl.-Ing. Mario Bobsien
- 


2016|03-2017|10
- 

2017|03-2017|11

Architect's Commentary



- 

All subareas are equally important to me.
- 

www.buerobobsien.de

“It was about making something new and exciting from the old sadness.”












Livermore, California

Sunset Park

This park makes you feel like you're at camp! With the Tower Combination, you can tackle any obstacle big or small. Hangout in the Tower or practice your ninja skills in the Terranos section below.

-  1055 Geneva Street, Livermore, CA 94550
-  13,000 sf
-  CombiNation, Greenville, Terranos & Terranova, Spooky Rookies, HodgePodge
-  Livermore Area Recreation and Park District
-  RRM Design Group
-  2018|07–2019|09
-  2019|11–2020|09



Architect's Commentary



The playground at Sunset Park was designed around a historic Oak tree. Following engagement with the Livermore community, the park design utilizing Berliner equipment embraced a treehouse/nature theme, and prioritized challenging, engaging, and memorable experiences for users that span a range of abilities and ages. The built playground includes a tower with expansive park views, a large slide, varied interior tower hidey-holes, central to Sunset Park's access paths, shade shelter, and picnic tables.








- # **Tree house, Adventure, Climbing**
- ♥ **The main tower and slide**
- i **RRM's parks are designed from the ground up. This tried-and-true approach creates award-winning facilities that entice people outdoors. The result is projects that look gorgeous, function beautifully, and integrate budget & operational demands.**
- 🌐 **www.rrmdesign.com**



Copenhagen, Denmark

Park 'n' Play

Surrounded by the harbor scenery of Copenhagen, this breathtaking playground is located almost 80 feet above sea level on the roof of a multi-story parking garage, thus setting new standards in understanding the design of public spaces. The highlight is the nearly 27-foot-tall climbing pyramid (Custom-made).

-  Nordhavn, Copenhagen, Denmark
-  25,833 sf
-  Custom-made
-  By & Havn
-  JAJA Architects ApS, Kathrin Susanna Gimmel, Architect + Partner
-  2014
-  2015–2016



Photos: © Rasmus Hjørtshøj – COAST



Architect's Commentary



Landscape Architect

Kathrin Susanna Gimmel

“Konditaget Lüders aka ‘PARK’N’PLAY’ is a hybrid structure between parking house and playground. It rethinks the monofunctional parking house and transforms what is often an infrastructural necessity into a public amenity 78 feet above ground.”



Play, Hang-out, Exercise



The ring of trampolines – jumping from one trampoline to another with a view over the city is great fun and exercise.



Working across scale and traditional boundaries, JAJA strives to create architecture, landscape, and urban planning from a holistic perspective. We aim to make each intervention a distinct, yet natural part of its environment, to create a dialogue between the project and the inherent qualities of the location. We believe that projects with strong roots in their physical environment create greater experiences and added value, not only to the project but also to the surrounding community.










www.ja-ja.dk




Shawnee, Kansas

Wilder Bluff Park

Designed to immerse users among the trees, this unique Greenville Combination lets kids become one with nature. Travel from Trii to Trii through the Net Tunnels with friends before ascending down the slide. Then climb the access back up to repeat the adventure! The double Palmetto Saucer swing is accessible for smaller children or people with physical impairment due to its low entrance height. After running up and down the net tunnels and getting dizzy in the rotating O’Tannebaum, you can relax in the spatial net of the Boo Rope Playhouse.

-  **24200 W 55th St, Shawnee, KS 66226**
-  **3,210 sf**
-  **Greenville, HodgePodge, Custom-made**
-  **The City of Shawnee**
-  **Confluence**
-  **2019|12–2020|08**
-  **2020|08–2021|07**



Architect's Commentary



Landscape Architects
PJ Novick & Hank Moyers

- # **Dynamic, Immersive, Nature**
- ♥ **My favorite play area is the tower elements connecting between pads that allow visitors to walk under the rope tunnels between structures.**
- i **Confluence is a professional consulting firm comprised of landscape architects, urban designers and planners. We create places full of life and aim to make our communities better places to live. The diversity of our work and expertise has become a hallmark of our firm, and it's a big reason why our clients engage us again and again to help establish their next creative vision for the future.**

 www.thinkconfluence.com








“Wilder Bluff Park playground was envisioned as a 'Tree Top Canopy Walk'. With the significant grade change on the site and the surrounding trees, it provided an opportunity to create a playground experience with multiple levels and launch from an upper pad and be able to slide down to a lower level. The playground is for the City of Shawnee, Kansas and is a fully inclusive playground experience.”

Dublin, California

Imagine Playground



This all-abilities playground has a multitude of functions that help allow individuals with certain special needs to still be able to play. The bright blue Geoball and stunning Shout are a great balance of thrill and relaxation. Kids can play their way while making friends and achieving new goals. This CombiNation can be climbed in one go if desired. The Geoball offers a large opening to enter with a wheelchair as well as numerous add-on components to climb up or to relax.

-  6700 Dublin Blvd, Dublin, CA 94568
-  approx. 18,000 sf
-  Spooky Rookies, Geos, Twist & Shout, HodgePodge, CombiNation
-  City of Dublin
-  Gates & Associates
-  2018|08–2019|07
-  2019|09–2020|10

Architect’s Commentary



Landscape Architect
Melonie Reynolds

The new playground was designed with the intent to provide a play experience and facilities that can be enjoyed by people of all ages and abilities. Prior to the design of the playground, the city engaged with individuals and organizations who worked with people with special needs including Dublin Unified School District Special Education teachers, sports field user groups, Little League Challenger Baseball, and the School of Imagination. Pop-up booths were also set up at the City of Dublin events in late 2018 to gain input from residents as to what they would like to see in the new all-abilities playground design.

- # **Colorful, Spectacular, Inclusive**
- ♥ **The tot and early childhood area is my favorite. As a new mom, my 2-year-old loves this area of the park. She can play on the net climber, if feeling adventurous, or explore the smaller structure that is just right for her size!**
- i **We get people outside by developing reality-based, implementable parks, public, and private spaces that provide a roadmap to meet a wide range of municipal goals, community priorities and recreational needs. We enjoy utilizing community input in the creation of master plans that create spaces for public benefit, better overall health, and enjoyment.**
- 🌐 **www.dgates.com**





Wiesbaden, Germany

Residential Estate “Am Parkfeld”

- Albert-Schweitzer-Allee,
65203 Wiesbaden, Germany
- 24,757 sf
- Univers, HodgePodge
- Parks department of the state capital Wiesbaden
- Dipl.-Ing. Eva Gerhold
- 2018|11–2019|05
- 2019|05–2019|07

On the playground in Wiesbaden, Germany, the DNA Towers (Univers) equipped with spatial nets rise over 26 feet high. Right next to it, children can whizz 27 meters through the air on the Speedway (HodgePodge). A low rope course (Terranos & Terranova) leads to the Disk L (HodgePodge). To satisfy the children's need for swings, a triple version of the Berliner Face-to-Face Swing (HodgePodge) and two Elbow Swings (HodgePodge) have been installed.



Architect’s Commentary



- # Innovative, Versatile, All Ages
- ♥ The DNA Tower combination
- i Among other things, the Parks Department stands for a family-friendly Wiesbaden. To ensure that children feel at home in our city, the approximately 155 children's playgrounds are being constantly upgraded, partially renovated or completely redesigned. The wishes and needs of the children are incorporated into the planning so that the playground in the neighborhood becomes their place.

“The leisure facility in Wiesbaden was to be given a fresh, innovative face that the children in particular can identify with. The design of the DNA Tower with its twisted steel tubes in combination with the climbing net fitted very well. The towers create a sense of identity and at the same time provide a climbing and communication space for the children. The fresh green of the steel posts blends seamlessly into the tree-lined leisure facility. The users of this space are children from the neighborhood, who were also involved in the planning.”




Medebach, Germany

Aventura – The SpielBerg



Just over 550 feet long, a succession of wildly different tunnels and bridges, balance play elements and rubber mats snake their way through various towers towards the top of the mountain – the SpielBerg.

 **Hasenkammer 101,
59964 Medebach, Germany**

 **Greenville, HodgePodge,
Terranos & Terranova,
Custom-made**

 **Touristik-Gesellschaft
Medebach mbH**

 **Gasse|Schumacher|Partnerschaft**

 **2013–2015**

 **2015|04–2015|09**



Architect's Commentary



My favorite play equipment is the rope climbing equipment that really makes it possible for many children to play at the same time, according to their abilities – and in all seasons. What I like most of Aventura playground is the Lying Net at the highest spot, which rewards you with the greatest panoramic view over the whole Sauerland.



The Gasse/Schumacher landscape architecture firm's approach to planning is based on the concept of integrated, cooperative and participatory planning. This is based on a differentiated view of the respective situation and understands the analysis in the form of an overall view that illuminates the influencing factors and evaluates them in a goal-oriented manner.



www.gasse-schumacher.de



Landscape Architect

Martin Gasse

Aventura – the Spielberg Medebach – is the most beautiful climbing landscape for children and families in the Sauerland (a low mountain region in Germany), a tourist magnet on the edge of the CenterParcs without financial and time limits.









Photo: © Peter Beckmann



Village of Esencia, California

Backyards Linear Park

The Backyard at Esencia extends far beyond any private yard, offering numerous options for play and socializing. The adventure playground harmonizes well with the location's topography. A Terranos low-rope course invites to follow the path up a Trii connecting with a PentaBoo and a DoubleBoo (Greenville). Once one is tired of climbing, the O'Tannebaum (HodgePodge) provides endless spinning in circles.

-  **Northwalk Neighborhood, Village of Esencia, Rancho Mission Viejo, California**
-  **Greenville, Terranos & Terranova, HodgePodge, Custom-made**
-  **Rancho Mission Viejo Company**
-  **Land Concern Landscape Architecture**
-  **2016|09–2017|03**
-  **2017|06–2018|05**



Architect's Commentary



Landscape Architect
Lindsey Givens

- # **Adventure, Challenge, Thrill**
- ♥ **The PentaBoo**
- i **Land Concern is an award-winning landscape architecture firm whose approach continues to redefine and evolve the playing field for their residential, commercial and hospitality clients.**
- 🌐 **www.landconcern.com**

Multi-story tree houses connected by high-flying catwalks and cascading nets set the scene for this bold playground and its spinning, balancing, climbing and sliding adventures.








It was a pleasure working with Berliner to develop this thrilling project to provide residents with a place for adventure and fun.



Berlin, Germany




Dierhagener Straße

As part of the periodic refurbishment of the facade of a block of apartments with 422 apartments in Berlin a varied children's playground was created in the inner courtyard of the building complex. At the center of the toddler area is the Roo M.03 playhouse, equipped with sand tables, access ramp and toddler slide (Spooky Rookies). For older children, the combination of wooden playhouses from Woodville offers plenty of space for movement and retreat. The double swing Swingo 2.4 and the Abakus seesaw round off the playground (HodgePodge).

-  **Dierhagener Straße 5,**
13051 Berlin, Germany
-  **7,535 sf**
-  **HodgePodge, Spooky Rookies,**
Woodville
-  **HOWOGE**
Wohnungsbaugesellschaft mbH,
Berlin
-  **DGGL – Deutschen Gesellschaft**
für Gartenkunst und
Landschaftskultur
-  **2017|10–2018|01**
-  **2018|04–2018|07**



Architect's Commentary

- 
I think the children especially like the playhouse combination and the cool seesaw.
- 
"I am an employed landscape architect at HOWOGE Wohnungsbaugesellschaft mbH. Our credo is: 'More than usual'. And this is what I always try to implement in my work."
- 
www.howoge.de



Landscape Architect
Oliver Pohlann








“The aim was to give an aging residential complex – in addition to the colorful redesign of the surrounding buildings – a diverse range of play and recreational facilities for as many age groups as possible. The focus was on the design of an interesting, color-accentuated play area to appeal to children in particular, but also to give the entire residential courtyard a modern, colorful character. As the courtyard is open, daycare groups from daycare centers sometimes visit to try things out here.”



Nuremberg, Germany

Prof.-Ernst-Nathan-Straße

On this versatile playground, children can swing, climb, slide and balance. Via the spatial net of the large Neptun (Univers), the children can reach the slide and whizz down again. Around the playhouse there are various climbing nets, low rope course elements and rubber membranes. The colors of the posts, balls and bamboo panels of the playhouse make the play equipment blend in well into the green surroundings.




-  **Prof.-Ernst-Nathan-Straße,**
90419 Nuremberg, Germany
-  **11,302 sf**
-  **CombiNation, HodgePodge,**
Univers, Terranos & Terranova,
Custom-made
-  **City Nuremberg**
-  **riede landschaftsarchitektur**
-  **2016–2020**
-  **2020–2021**

Architect's Commentary



Landscape Architects

Claudia Reppisch & Norman Riede

-  **Connecting instead of separating**
-  **We plan and build for people, try to harmonize design and function and are always on the lookout for better construction methods.**
-  **www.riede-la.de**

“A small playground in the middle of an old tree population was to be supplemented and extended. As part of a workshop with children and young people, new climbing and balancing facilities were suggested. An existing rope pyramid was therefore to be renewed and supplemented with additional attachments. The free combination and arrangement of the individual play modules the little space available could be optimally used to to increase the play value.”





Seattle, Washington

Gas Works Park

Centerpiece of the playground at Seattle's Gas Works Park is the spatial net climber Neptun (Univers Classics) with a height of more than 18 feet and a Curved Tube Slide. Combined with a play house, a nest swing and a carousel, this playground offers fun for children in all age groups in industrial surroundings.

-  2101 N Northlake Way, Seattle, WA 98103
-  Univers, HodgePodge, CombiNation
-  City of Seattle Department of Parks and Recreation
-  Seattle Parks inhouse Engineering & Design Services Group
-  2014–2017
-  2018|02–2018|12



Architect’s Commentary

- # Industrial, Challenging, Unique
- The Cloud 9 swing is my favorite piece because so many different types of people use it, lying there together looking dreamily at the sky.

“This Play Area Renovation Project preplaced a 1974 Richard Haag designed play area in Gas Works Park, a Seattle Historic Landmark listed on the National Register of Historic Places.

Sr. Landscape Architect
Pamela Alspaugh












Washington, D.C.

Lowell School

This unique school playground offers a maximum of physical exercise for all students during recess! The highlight is the three-dimensional net climber Pegasus with its curved tunnel slide and a tree house Trii3 (Greenville) with an access net.

-  **Lowell School, 1640 Kalmia Road NW, Washington, DC 20012**
-  **11,000 sf**
-  **Univers, Greenville, HodgePodge**
-  **Lowell School**
-  **LSG Landscape Architects**
-  **2015|02–2016|04**
-  **2016|07–2016|12**



Architect's Commentary



Landscape Architect
Luke VanBelleghe

-  **Diverse, Variety, Interactive**
-  **www.lsginc.com**

“The transparency and grace of the Berliner equipment helped us to realize the client's vision of enhancing the natural outdoor feel while providing high performance play opportunities.”













Daybreak, Utah

Brookside Park

This breathtaking playground impresses with its wide range of physical exercise that consists of 3D net climbers, like the Berliner Neptun and Cosmo (Univers), different climbing elements, various play points and slides. At the same time the play equipment adapts perfectly to topographical events.

-  **4863 Fish Hook Rd, South Jordan, UT 84095**
-  **26,839 sf**
-  **Univers, Terranos & Terranova, HodgePodge**
-  **Daybreak Communities**
-  **G. Brown Design, Inc.**
-  **2012|05–2012|11**
-  **2012|10–2013|11**



Architect's Commentary



A unique park with a wide variety of activities and passive uses incorporated into the surrounding topography.

- # Fun, Adventure, Diversity
- ♡ Cosmo.11
- i G. Brown Design motto: “Design Excellence, Create Place, Build Community, Unlock Imagination”
- 🌐 www.gbrowndesign.com










Salt Lake City, Utah

Oquirrh Park



Through the gorgeous landscape of Utah, tucked away from the hustle and bustle of Salt Lake City, you'll find Oquirrh Park. This diverse playground has an adventure waiting for each and every child. Big or small, this park has it all!

The highlight of this playground is the huge CombiNation that links many product groups together and makes the structure climbable in one piece. The two spatial net structures DNA Tower and the Neptun including a tunnel slide each are connected by a net tunnel at a height of almost 26 feet. A Rubber Bridge leads from the Neptun to a Trii house. There is an entrance via rubber mats arranged like stairs. Low ropes course elements encourage balancing. Of course, there is also a Speedway!





-  **5624 Cougar Ln, Kearns, UT 84118**
-  **16,582 sf**
-  **Univers, Terranos & Terranova, Greenville, HodgePodge, CombiNation**
-  **Salt Lake County Parks and Recreation**
-  **Salt Lake County Parks and Recreation**
-  **2017|09–2019|06**
-  **2019|10–2020|11**



Architect's Commentary



Professional Landscape Architect, ASLA
Jon Ruedas

-  **Dynamic, Vibrant, Fun**
-  **My favorite play area is what I would call the “spine” of the playground, which begins with the Trii on the West, linked with a rope bridge to a Neptun, and then linked again with an enclosed rope bridge to a DNA Tower, with slides coming off of the DNA Tower and Neptun.**
-  **Our mission is encapsulated in the phrase, “Improving Lives Through People, Parks, and Play.” Our unwavering commitment is to craft recreational spaces that cater to everyone, fostering physical, social, and mental growth. Simultaneously, we aim to enhance the quality of life, embodying the transformative power of people, parks, and play.**
-  **www.slco.org/parks-recreation**

“The objective of the Oquirrh Park Improvement Project was to revitalize an underutilized sports park, transforming it into a vibrant community hub for all residents. The playground’s setting is truly exceptional and served as a primary source of inspiration for its unique design. The surrounding neighborhood has a rich cultural diversity, predominantly influenced by a sizable Latino population. To the east, a striking building, the Olympic Ice Oval, with its towering white cable support structures, set against the backdrop of the Wasatch Mountain range in the foreground.”





Jefferson City, Missouri

Community Park

With a rich historical background and developing metropolitan area in Jefferson City, Community Park was once a forgotten location. The community needed a project that would gain trust with the parks department as well as realign its reputation with recreational spaces throughout the rest of the city. So, the solution to this problem included a field of play events that build in age and ability appropriateness. Is there a better way to do so than with this huge Neptun XXL CombiNation; with its numerous low rope course elements, such as a Crossed Stairway. After climbing up the Neptun and reaching a height of over 29 feet, the long Stainless Steel Tube Slide is bringing back to ground. The VIP Swing makes you find one rythm to get the swing going.

 **725 Marshall St, Jefferson City, MO 65101**

 **32,670 sf**

 **CombiNation, HodgePodge, Univers, Terranos & Terranova**

 **Jefferson City Parks, Recreation, and Forestry, Todd Spalding, Director**

 **Landworks Studio**

 **2016|05–2017|01**

 **2018|04–2018|09**

Architect's Commentary



- # Vibrant, Progressive, Bold
- ♥ The side-by-side ziplines are my favorite, watching races happens all day.
- i Landworks Studio, Inc. is a design-driven landscape architecture collaborative known for creating transformation and regenerative spaces through the close investigation of natural process and change over time. Our work prioritizes ecological restoration, sustainability, civic engagement, and creative placemaking.
- 🌐 www.landworks-studio.com

Community Park is a 3.5-acre neighborhood park located near the intersection of East Dunklin Street and Marshall Street. The most significant feature of the park is the playground. Community Park is a terrific opportunity to provide a significant amenity to a community that has been historically underserved. The four main amenities of the park are the playground, shelters, art, and a spray ground. The playground has elements that are fun for all ages and abilities. Climbing towers, slides, zip-lines, sculptures, and swings sit atop a striped, blue play surfacing. The surfacing is artificial turf designed to mimic the colors and patterns of Lincoln University's mascot, the Blue Tigers.



Breathtaking Pla(y)ces

Projects in Collaboration with Landscape Architects

Playgrounds are about much more than just having fun, which is why therefore they have a special significance in landscape planning. Children develop physically and socially on the playground and learn to use their imagination. In view of these aspects, the work of landscape architects is of great importance. As we at Berliner are aware of the great responsibility of the planners, in this brochure we let the landscape architects have their say on their projects.



**Berliner Seilfabrik
Play Equipment Corporation
96 Brookfield Oaks Drive
Suite 140
Greenville, SC 29607**

**T + 1 864 627 1092
F + 1 864 627 1178**

**info@berliner-playequipment.com
www.berliner-playequipment.com**

Published: February 2024

